



предварительное  
10.25

7 этап ЧР и КР

Сорт. по кругам


Туринг-лайт, S1600

Сочи 5,848 км

Гонка 1

01.11.2021 09:30

Гонка (9 Круги) запущен в 9:34:07



Поз.	№	Спортсмен	Город	Авто	Круги	Общ.Вр	Раз.Лид	Разрыв	ЛучшееВр	В кру	Очки
S1600											
1	20	Е.САНИН	Ульяновск	Kia Rio X-Line	9	24:52.500			2:44.328	2	27
2	18	Р.ФАТХУТДИНОВ	Казань	Hyundai Solaris	9	24:58.489	5.989	5.989	2:45.550	3	20
3	72	В.ЛАРИОНОВ	Москва	Volkswagen Polo Sedan	9	25:01.116	8.616	2.627	2:44.808	3	16
4	56	В.КОРАБЛЁВ	Казань	Kia Rio X-Line	9	25:05.262	12.762	4.146	2:45.707	2	13
5	30	Н.ДУБИНИН	Санкт-Петербург	Hyundai Solaris	9	25:05.591	13.091	0.329	2:45.136	3	11
6	50	Б.ШУЛЬМЕЙСТЕР	Москва	Kia Rio X-Line	9	25:06.173	13.673	0.582	2:46.262	2	10
7	70	И.РОДЬКИН	Воронеж	Kia Rio	9	25:11.389	18.889	5.216	2:46.533	4	9
8	84	Ф.ТУПОНЦОВ	Москва	Lada Granta FL	9	25:13.179	20.679	1.790	2:46.662	3	8
9	58	М.ДРАЛИН	Пенза	Lada Granta FL	9	25:18.949	26.449	5.770	2:47.563	9	7
10	74	Д.ПОГОСЯН	Москва	Lada Granta FL	9	25:27.285	34.785	8.336	2:47.953	7	6
11	2	Е.ГАНТМАХЕР	Москва	Kia Rio	9	25:28.213	35.713	0.928	2:47.864	4	5
12	96	В.ВЛАДЫКИН	Москва	Lada Granta FL	9	25:29.514	37.014	1.301	2:45.101	2	4
13	22	Т.ДЖОНСОН	Казань	Kia Rio	9	25:33.367	40.867	3.853	2:47.415	4	3
14	49	И.ТВЕРДОХЛЕБОВ	Москва	Hyundai Solaris	9	25:34.055	41.555	0.688	2:47.149	4	2
15	32	А.ЧАЧАВА	Москва	Kia Rio X-Line	9	25:36.659	44.159	2.604	2:48.953	8	1
16	33	Д.ДУДАРЕВ	д.Фроловское	Kia Rio X-Line	9	25:38.083	45.583	1.424	2:48.970	4	0
17	90	А.АНТОНОВ	Смоленск	Hyundai Solaris	9	25:54.147	1:01.647	16.064	2:50.422	4	0
18	9	И.ГОРБАТСКИЙ	Москва	Volkswagen Polo Sedan	9	26:06.004	1:13.504	11.857	2:49.091	5	0

Не классифицирован (75% = 6 Круги)

95	М.ГРАЧЁВ	Казань	Lada Granta FL	4	11:19.958	5 Круги	5 Круги	2:48.664	4	0
10	С.НОВИКОВ	Ленинградская	Kia Rio X-Line	2	6:41.209	7 Круги	2 Круги		0	0
DNS	80	О.КРАВЦОВ	Краснодар	Hyundai Solaris			DNS		0	0

Туринг-лайт

1	8	И.ЧУБАРОВ	Москва	Lada Granta	9	23:51.791			2:38.413	4	27
2	66	А.САВИН	Самарская обл	Hyundai Solaris	9	23:55.530	3.739	3.739	2:38.615	4	20
3	73	Р.ГОЛИКОВ	Москва	Peugeot 208	9	23:57.111	5.320	1.581	2:39.080	8	16
4	11	Л.ПАНФИЛОВ	Орёл	Lada Granta	9	24:00.612	8.821	3.501	2:39.453	2	13
5	55	П.ПЛОТНИКОВ	Санкт-Петербург	Volkswagen Polo	9	24:11.667	19.876	11.055	2:39.376	2	11
6	89	А.ФРИДМАН	Санкт-Петербург	Volkswagen Polo	9	24:11.680	19.889	0.013	2:39.493	2	10
7	27	А.РАДОШНОВ	Оренбург	Peugeot 208	9	24:11.879	20.088	0.199	2:39.794	2	9
8	7	А.САЛЬНИКОВ	Владимир	Hyundai Solaris	9	24:13.652	21.861	1.773	2:40.786	4	8
9	17	В.ЧЕРЕВАНЬ	Орёл	Volkswagen Polo	9	24:14.883	23.092	1.231	2:40.643	4	7
10	4	И.АХМЕТВАЛЕЕВ	Казань	Renault Twingo	9	24:25.651	33.860	10.768	2:41.632	3	6
11	83	А.СЕВАСТЬЯНОВ	Химки	Volkswagen Polo	9	24:41.858	50.067	16.207	2:39.682	6	5

ст.№8 (Чубаров Иван) +1 дополнительное очко за лучшее время круга квалификация  
 ст.№20 (Санин Егор) +1 дополнительное очко за лучшее время круга квалификация  
 ст.№8 (Чубаров Иван) +1 дополнительное очко за лучшее время круга гонки  
 ст.№20 (Санин Егор) +1 дополнительное очко за лучшее время круга гонки  
 ст.№9 (Горбатский Илья)+30 секунд к общему времени гонки по решению №08 Рейс-директор  
 ст.№83 (Севастьянов Андрей)+30 секунд к общему времени гонки по решению №010 Рейс-директор  
 ст.№96 (Владыкин Василий)+30 секунд к общему времени гонки по решению №09 Рейс-директор

Границы победы	Ср. скорость	Лучший круг	ЛучшаяСкор	Лучший круг по
3.739	132,334	2:38.413	132,898	8 - Иван ЧУБАРОВ

Руководитель гонки	Коновалов Игорь (Москва) ВК лиц. №А21-130	Orbits
Главный секретарь	Соломина Мария (Мос.обл) ВК лиц. №А21-137	
Главный хронометрист	Толмачев Денис (Мос.обл) 1К лиц. №В21-1180	

www.mylaps.com

7 этап ЧР и КР


Туринг-лайт, S1600

Сочи 5,848 км

Гонка 1

01.11.2021 09:30

Гонка (9 Круги) запущен в 9:34:07



Lap	Time of Day	Lap Tm	Gap	S1	S2	S3
<b>(8) Иван ЧУБАРОВ</b>						
1	9:36:46.049			49.059	50.980	
2	9:39:24.992	2:38.943		59.060	48.921	50.962
3	9:42:04.880	2:39.888	+0.945	58.855	48.672	52.361
4	9:44:43.293	2:38.413	-1.475	58.806	48.724	50.883
5	9:47:22.026	2:38.733	+0.320	58.892	48.817	51.024
6	9:50:00.742	2:38.716	-0.017	58.837	48.900	50.979
7	9:52:39.467	2:38.725	+0.009	58.833	48.801	51.091
8	9:55:18.567	2:39.120	+0.395	58.911	48.872	51.337
9	9:57:59.083	2:40.496	+1.376	59.214	49.017	52.265

Lap	Time of Day	Lap Tm	Gap	S1	S2	S3
<b>(83) Андрей СЕВАСТЬЯНОВ</b>						
1	9:36:49.493			49.728	51.139	
2	9:39:29.410	2:39.917		59.387	49.721	50.809
3	9:42:10.537	2:41.127	+1.210	59.245	49.125	52.757
4	9:44:52.165	2:41.628	+0.501	00.461	49.230	51.937
5	9:47:32.358	2:40.193	-1.435	59.816	49.511	50.866
6	9:50:12.040	2:39.682	-0.511	59.100	49.491	51.091
7	9:52:51.916	2:39.876	+0.194	59.324	49.025	51.527
8	9:55:34.482	2:42.566	+2.690	00.662	50.100	51.804
9	9:58:19.150	2:44.668	+2.102	59.883	50.689	54.096

Lap	Time of Day	Lap Tm	Gap	S1	S2	S3
<b>(66) Алексей САВИН</b>						
1	9:36:46.668			49.022	51.020	
2	9:39:25.476	2:38.808		59.216	48.801	50.791
3	9:42:05.253	2:39.777	+0.969	58.749	48.735	52.293
4	9:44:43.868	2:38.615	-1.162	58.719	48.733	51.163
5	9:47:23.068	2:39.200	+0.585	59.045	48.849	51.306
6	9:50:02.426	2:39.358	+0.158	58.837	49.341	51.180
7	9:52:42.094	2:39.668	+0.310	59.077	49.291	51.300
8	9:55:22.344	2:40.250	+0.582	59.281	49.377	51.592
9	9:58:02.822	2:40.478	+0.228	59.612	49.477	51.389

Lap	Time of Day	Lap Tm	Gap	S1	S2	S3
<b>(27) Андрей РАДОШНОВ</b>						
1	9:36:49.041			49.365	51.182	
2	9:39:28.835	2:39.794		59.485	49.198	51.111
3	9:42:10.376	2:41.541	+1.747	59.389	49.303	52.849
4	9:44:51.814	2:41.438	-0.103	59.888	48.988	52.562
5	9:47:32.843	2:41.029	-0.409	00.576	49.364	51.089
6	9:50:12.840	2:39.997	-1.032	59.591	49.099	51.307
7	9:52:53.311	2:40.471	+0.474	59.935	49.179	51.357
8	9:55:34.757	2:41.446	+0.975	59.974	49.583	51.889
9	9:58:19.171	2:44.414	+2.968	59.897	50.496	54.021

Lap	Time of Day	Lap Tm	Gap	S1	S2	S3
<b>(73) Роман ГОЛИКОВ</b>						
1	9:36:47.360			49.304	50.914	
2	9:39:27.008	2:39.648		59.784	48.967	50.897
3	9:42:06.620	2:39.612	-0.036	59.703	48.957	50.952
4	9:44:45.951	2:39.331	-0.281	59.657	48.742	50.932
5	9:47:25.852	2:39.901	+0.570	59.707	49.211	50.983
6	9:50:05.824	2:39.972	+0.071	59.651	49.287	51.034
7	9:52:45.617	2:39.793	-0.179	59.770	48.992	51.031
8	9:55:24.697	2:39.080	-0.713	59.565	48.714	50.801
9	9:58:04.403	2:39.706	+0.626	59.821	48.994	50.891

Lap	Time of Day	Lap Tm	Gap	S1	S2	S3
<b>(7) Александр САЛЬНИКОВ</b>						
1	9:36:51.888			50.205	52.432	
2	9:39:33.979	2:42.091		59.743	49.687	52.661
3	9:42:14.809	2:40.830	-1.261	59.834	49.448	51.548
4	9:44:55.595	2:40.786	-0.044	59.839	49.582	51.365
5	9:47:36.648	2:41.053	+0.267	59.847	49.551	51.655
6	9:50:17.691	2:41.043	-0.010	59.735	49.654	51.654
7	9:52:58.771	2:41.080	+0.037	59.615	49.805	51.660
8	9:55:39.610	2:40.839	-0.241	59.613	49.341	51.885
9	9:58:20.944	2:41.334	+0.495	00.085	49.435	51.814

Lap	Time of Day	Lap Tm	Gap	S1	S2	S3
<b>(11) Леонид ПАНФИЛОВ</b>						
1	9:36:48.769			49.489	51.260	
2	9:39:28.222	2:39.453		59.210	49.093	51.150
3	9:42:09.940	2:41.718	+2.265	59.292	49.764	52.662
4	9:44:49.853	2:39.913	-1.805	59.167	49.299	51.447
5	9:47:29.331	2:39.478	-0.435	59.127	48.989	51.362
6	9:50:09.016	2:39.685	+0.207	59.296	49.247	51.142
7	9:52:48.604	2:39.588	-0.097	59.229	49.127	51.232
8	9:55:28.288	2:39.684	+0.096	59.162	49.150	51.372
9	9:58:07.904	2:39.616	-0.068	59.147	48.958	51.511

Lap	Time of Day	Lap Tm	Gap	S1	S2	S3
<b>(17) Владимир ЧЕРЕВАНЬ</b>						
1	9:36:51.515			50.602	52.188	
2	9:39:34.346	2:42.831		00.858	49.596	52.377
3	9:42:15.274	2:40.928	-1.903	00.246	49.560	51.122
4	9:44:55.917	2:40.643	-0.285	00.259	49.293	51.091
5	9:47:36.873	2:40.956	+0.313	00.049	49.578	51.329
6	9:50:18.162	2:41.289	+0.333	00.087	50.102	51.100
7	9:52:59.029	2:40.867	-0.422	59.713	49.597	51.557
8	9:55:40.743	2:41.714	+0.847	00.045	50.142	51.527
9	9:58:22.175	2:41.432	-0.282	00.024	50.082	51.326

Lap	Time of Day	Lap Tm	Gap	S1	S2	S3
<b>(55) Петр ПЛОТНИКОВ</b>						
1	9:36:50.387			50.304	51.224	
2	9:39:29.763	2:39.376		59.516	49.039	50.821
3	9:42:10.634	2:40.871	+1.495	59.293	49.028	52.550
4	9:44:51.522	2:40.888	+0.017	59.963	48.957	51.968
5	9:47:31.625	2:40.103	-0.785	00.130	49.135	50.838
6	9:50:11.010	2:39.385	-0.718	59.315	49.068	51.002
7	9:52:52.105	2:41.095	+1.710	59.355	48.848	52.892
8	9:55:33.862	2:41.757	+0.662	00.533	49.763	51.461
9	9:58:18.959	2:45.097	+3.340	00.091	51.017	53.989

Lap	Time of Day	Lap Tm	Gap	S1	S2	S3
<b>(4) Ильсур АХМЕТВАЛЕВ</b>						
1	9:36:53.079			50.148	52.201	
2	9:39:34.841	2:41.762		00.600	49.234	51.928
3	9:42:16.473	2:41.632	-0.130	00.083	50.133	51.416
4	9:44:58.891	2:42.418	+0.786	00.316	49.942	52.160
5	9:47:41.094	2:42.203	-0.215	00.938	49.523	51.742
6	9:50:24.245	2:43.151	+0.948	00.605	49.823	52.723
7	9:53:06.399	2:42.154	-0.997	00.411	49.384	52.359
8	9:55:50.481	2:44.082	+1.928	01.600	49.665	52.817
9	9:58:32.943	2:42.462	-1.620	00.596	49.698	52.168

Lap	Time of Day	Lap Tm	Gap	S1	S2	S3
<b>(89) Артём ФРИДМАН</b>						
1	9:36:48.091			49.135	51.498	
2	9:39:27.584	2:39.493		59.397	48.846	51.250
3	9:42:09.486	2:41.902	+2.409	59.649	49.922	52.331
4	9:44:50.276	2:40.790	-1.112	59.839	49.260	51.691
5	9:47:29.883	2:39.607	-1.183	59.250	49.287	51.070
6	9:50:09.784	2:39.901	+0.294	59.608	49.181	51.112
7	9:52:51.672	2:41.888	+1.987	59.405	49.294	53.189
8	9:55:33.262	2:41.590	-0.298	00.487	49.450	51.653
9	9:58:18.972	2:45.710	+4.120	00.690	50.944	54.076

Lap	Time of Day	Lap Tm	Gap	S1	S2	S3
<b>(20) Егор САНИН</b>						
1	9:36:54.321			51.368	53.490	
2	9:39:38.649	2:44.328		01.291	50.332	52.705
3	9:42:23.893	2:45.244	+0.916	01.659	50.574	53.011
4	9:45:09.053	2:45.160	-0.084	01.658	50.487	53.015
5	9:47:54.632	2:45.579	+0.419	01.779	50.621	53.179
6	9:50:40.502	2:45.870	+0.291	01.979	50.740	53.151
7	9:53:26.746	2:46.244	+0.374	01.985	50.714	53.545
8	9:56:13.332	2:46.586	+0.342	02.133	50.950	53.503
9	9:58:59.792	2:46.460	-0.126	02.195	50.774	53.491

Orbits

Главный хронометрист

Толмачев Денис (Мос.обл.) 1К лиц. №В21-1180

www.mylaps.com



7 этап ЧР и КР

Туринг-лайт, S1600

Сочи 5,848 км

Гонка 1

01.11.2021 09:30

Гонка (9 Круги) запущен в 9:34:07

Lap	Time of Day	Lap Tm	Gap	S1	S2	S3
<b>(18) Рустам ФАТХУТДИНОВ</b>						
1	9:36:54.675				51.056	53.873
2	9:39:40.503	2:45.828		02.400	50.722	52.706
3	9:42:26.053	2:45.550	-0.278	02.179	50.581	52.790
4	9:45:11.910	2:45.857	+0.307	01.821	50.993	53.043
5	9:47:59.202	2:47.292	+1.435	01.971	50.922	54.399
6	9:50:45.975	2:46.773	-0.519	02.321	50.998	53.454
7	9:53:32.434	2:46.459	-0.314	02.192	51.063	53.204
8	9:56:18.422	2:45.988	-0.471	01.875	51.019	53.094
9	9:59:05.781	2:47.359	+1.371	02.211	51.250	53.898

Lap	Time of Day	Lap Tm	Gap	S1	S2	S3
<b>(96) Василий ВЛАДЫКИН</b>						
1	9:36:55.085				51.492	53.281
2	9:39:40.186	2:45.101		01.353	50.706	53.042
3	9:42:25.731	2:45.545	+0.444	01.704	50.766	53.075
4	9:45:11.625	2:45.894	+0.349	01.886	50.752	53.256
5	9:47:59.209	2:47.584	+1.690	01.890	50.983	54.711
6	9:50:46.536	2:47.327	-0.257	02.761	50.818	53.748
7	9:53:33.309	2:46.773	-0.554	01.900	51.070	53.803
8	9:56:20.158	2:46.849	+0.076	02.118	51.182	53.549
9	9:59:06.806	2:46.648	-0.201	01.926	51.223	53.499

Lap	Time of Day	Lap Tm	Gap	S1	S2	S3
<b>(72) Виталий ЛАРИОНОВ</b>						
1	9:37:00.099				52.424	54.529
2	9:39:47.509	2:47.410		02.366	51.705	53.339
3	9:42:32.317	2:44.808	-2.602	01.039	50.786	52.983
4	9:45:17.706	2:45.389	+0.581	01.335	51.085	52.969
5	9:48:03.415	2:45.709	+0.320	01.207	51.411	53.091
6	9:50:48.825	2:45.410	-0.299	01.165	50.898	53.347
7	9:53:37.040	2:48.215	+2.805	02.030	51.960	54.225
8	9:56:23.053	2:46.013	-2.202	01.739	51.170	53.104
9	9:59:08.408	2:45.355	-0.658	01.142	50.944	53.269

Lap	Time of Day	Lap Tm	Gap	S1	S2	S3
<b>(56) Василий КОРАБЛЁВ</b>						
1	9:36:57.403				52.251	54.196
2	9:39:43.110	2:45.707		01.365	51.267	53.075
3	9:42:28.946	2:45.836	+0.129	01.244	50.846	53.746
4	9:45:15.244	2:46.298	+0.462	01.716	50.890	53.692
5	9:48:01.784	2:46.540	+0.242	01.740	51.083	53.717
6	9:50:49.417	2:47.633	+1.093	02.167	51.132	54.334
7	9:53:37.706	2:48.289	+0.656	01.713	51.953	54.623
8	9:56:24.473	2:46.767	-1.522	01.822	51.286	53.659
9	9:59:12.554	2:48.081	+1.314	02.347	51.714	54.020

Lap	Time of Day	Lap Tm	Gap	S1	S2	S3
<b>(30) Никита ДУБИНИН</b>						
1	9:36:56.455				51.751	53.269
2	9:39:42.085	2:45.630		01.449	50.975	53.206
3	9:42:27.221	2:45.136	-0.494	01.477	50.543	53.116
4	9:45:12.879	2:45.658	+0.522	01.446	50.765	53.447
5	9:48:00.329	2:47.450	+1.792	02.577	51.324	53.549
6	9:50:47.733	2:47.404	-0.046	02.658	51.300	53.446
7	9:53:36.684	2:48.951	+1.547	02.928	51.550	54.473
8	9:56:24.758	2:48.074	-0.877	02.597	51.310	54.167
9	9:59:12.883	2:48.125	+0.051	02.622	51.533	53.970

Lap	Time of Day	Lap Tm	Gap	S1	S2	S3
<b>(50) Борис ШУЛЬМЕЙСТЕР</b>						
1	9:36:58.629				52.087	55.443
2	9:39:44.891	2:46.262		01.936	51.066	53.260
3	9:42:31.815	2:46.924	+0.662	02.112	51.203	53.609
4	9:45:18.773	2:46.958	+0.034	02.468	51.073	53.417
5	9:48:05.996	2:47.223	+0.265	01.820	51.769	53.634
6	9:50:52.510	2:46.514	-0.709	01.837	51.046	53.631
7	9:53:39.444	2:46.934	+0.420	01.988	51.252	53.694
8	9:56:26.121	2:46.677	-0.257	01.764	51.158	53.755
9	9:59:13.465	2:47.344	+0.667	01.651	51.511	54.182

Lap	Time of Day	Lap Tm	Gap	S1	S2	S3
<b>(70) Илья РОДЬКИН</b>						
1	9:36:59.943				52.466	54.510
2	9:39:50.607	2:50.664		02.302	52.231	56.131
3	9:42:37.922	2:47.315	-3.349	02.282	51.309	53.724
4	9:45:24.455	2:46.533	-0.782	01.781	51.557	53.195
5	9:48:11.307	2:46.852	+0.319	02.039	51.373	53.440
6	9:50:57.855	2:46.548	-0.304	01.835	51.274	53.439
7	9:53:44.500	2:46.645	+0.097	01.725	51.258	53.662
8	9:56:31.569	2:47.069	+0.424	02.295	51.146	53.628
9	9:59:18.681	2:47.112	+0.043	02.239	51.276	53.597

Lap	Time of Day	Lap Tm	Gap	S1	S2	S3
<b>(84) Филипп ТУПОНОСОВ</b>						
1	9:36:58.356				51.785	54.377
2	9:39:48.024	2:49.668		02.951	52.897	53.820
3	9:42:34.686	2:46.662	-3.006	02.004	51.132	53.526
4	9:45:22.302	2:47.616	+0.954	02.698	51.440	53.478
5	9:48:09.392	2:47.090	-0.526	02.265	51.342	53.483
6	9:50:56.642	2:47.250	+0.160	02.198	51.556	53.496
7	9:53:44.839	2:48.197	+0.947	02.507	51.440	54.250
8	9:56:32.523	2:47.684	-0.513	02.250	51.580	53.854
9	9:59:20.471	2:47.948	+0.264	02.124	51.703	54.121

Lap	Time of Day	Lap Tm	Gap	S1	S2	S3
<b>(58) Михаил ДРАЛИН</b>						
1	9:37:01.743				52.951	53.887
2	9:39:51.303	2:49.560		02.307	51.553	55.700
3	9:42:39.585	2:48.282	-1.278	02.494	51.804	53.984
4	9:45:27.446	2:47.861	-0.421	02.441	51.538	53.882
5	9:48:15.242	2:47.796	-0.065	02.605	51.133	54.058
6	9:51:02.854	2:47.612	-0.184	02.194	51.589	53.829
7	9:53:50.829	2:47.975	+0.363	02.159	51.730	54.086
8	9:56:38.678	2:47.849	-0.126	02.267	51.496	54.086
9	9:59:26.241	2:47.563	-0.286	02.265	51.448	53.850

Lap	Time of Day	Lap Tm	Gap	S1	S2	S3
<b>(74) Давид ПОГОСЯН</b>						
1	9:37:01.285				53.852	54.145
2	9:39:52.865	2:51.580		02.520	51.600	57.460
3	9:42:43.344	2:50.479	-1.101	02.758	53.248	54.473
4	9:45:31.650	2:48.306	-2.173	02.175	51.812	54.319
5	9:48:19.832	2:48.182	-0.124	02.280	51.799	54.103
6	9:51:07.946	2:48.114	-0.068	02.412	51.757	53.945
7	9:53:55.899	2:47.953	-0.161	02.086	51.905	53.962
8	9:56:45.886	2:49.987	+2.034	02.762	53.024	54.201
9	9:59:34.577	2:48.691	-1.296	02.521	52.044	54.126

Lap	Time of Day	Lap Tm	Gap	S1	S2	S3
<b>(2) Ефим ГАНТМАХЕР</b>						
1	9:37:02.259				54.251	54.411
2	9:39:52.094	2:49.835		02.712	52.174	54.949
3	9:42:40.059	2:47.965	-1.870	02.934	51.446	53.585
4	9:45:27.923	2:47.864	-0.101	02.503	51.340	54.021
5	9:48:16.620	2:48.697	+0.833	03.345	51.521	53.821
6	9:51:06.158	2:49.538	+0.841	03.296	52.046	54.196
7	9:53:54.157	2:47.999	-1.539	02.955	51.313	53.731
8	9:56:47.358	2:53.201	+5.202	04.391	52.200	56.610
9	9:59:35.505	2:48.147	-5.054	02.911	51.586	53.650

Lap	Time of Day	Lap Tm	Gap	S1	S2	S3
<b>(22) Томас ДЖОНСОН</b>						
1	9:37:00.810				53.232	54.285
2	9:39:51.830	2:51.020		02.583	51.651	56.786
3	9:42:40.926	2:49.096	-1.924	02.739	52.083	54.274
4	9:45:28.341	2:47.415	-1.681	02.038	51.266	54.111
5	9:48:17.255	2:48.914	+1.499	03.517	51.174	54.223
6	9:51:07.034	2:49.779	+0.865	02.802	52.074	54.903
7	9:53:54.568	2:47.534	-2.245	02.486	51.371	53.677
8	9:56:51.977	2:57.409	+9.875	03.882	52.532	1:00.995
9	9:59:40.659	2:48.682	-8.727	02.646	51.558	54.278

Orbits

Главный хронометрист

Толмачев Денис (Мос.обл.) 1К лиц. №В21-1180

www.mylaps.com

Лицензия на: Best Timing



7 этап ЧР и КР


Туринг-лайт, S1600

Сочи 5,848 км

Гонка 1

01.11.2021 09:30

Гонка (9 Круги) запущен в 9:34:07



Lap	Time of Day	Lap Tm	Gap	S1	S2	S3	Lap	Time of Day	Lap Tm	Gap	S1	S2	S3
<b>(49) Иван ТВЕРДОХЛЕБОВ</b>													
1	9:37:00.408				53.148	54.249							
2	9:39:50.804	2:50.396		02.479	51.891	56.026							
3	9:42:51.809	3:01.005	+10.609	15.451	51.405	54.149							
4	9:45:38.958	2:47.149	-13.856	01.680	51.951	53.518							
5	9:48:26.409	2:47.451	+0.302	02.051	51.616	53.784							
6	9:51:14.940	2:48.531	+1.080	02.126	52.013	54.392							
7	9:54:02.937	2:47.997	-0.534	02.413	51.240	54.344							
8	9:56:53.234	2:50.297	+2.300	02.457	52.666	55.174							
9	9:59:41.347	2:48.113	-2.184	02.464	51.469	54.180							
<b>(9) Илья ГОРБАТСКИЙ</b>													
1	9:37:00.943				53.491	54.066							
2	9:39:51.484	2:50.541		03.390	52.656	54.495							
3	9:42:42.522	2:51.038	+0.497	03.787	53.307	53.944							
4	9:45:32.256	2:49.734	-1.304	02.506	52.116	55.112							
5	9:48:21.347	2:49.091	-0.643	02.746	52.390	53.955							
6	9:51:11.229	2:49.882	+0.791	02.764	52.699	54.419							
7	9:54:01.780	2:50.551	+0.669	02.889	52.714	54.948							
8	9:56:52.640	2:50.860	+0.309	03.352	52.959	54.549							
9	9:59:43.296	2:50.656	-0.204	03.493	52.420	54.743							
<b>(32) Александр ЧАЧАВА</b>													
1	9:37:02.874				54.415	54.310							
2	9:39:52.534	2:49.660		02.389	52.176	55.095							
3	9:42:43.867	2:51.333	+1.673	03.687	52.652	54.994							
4	9:45:36.066	2:52.199	+0.866	02.908	53.280	56.011							
5	9:48:25.250	2:49.184	-3.015	02.970	52.056	54.158							
6	9:51:14.828	2:49.378	+0.194	02.975	52.038	54.365							
7	9:54:05.915	2:51.287	+1.909	03.456	52.309	55.522							
8	9:56:54.868	2:48.953	-2.334	02.880	51.702	54.371							
9	9:59:43.951	2:49.083	+0.130	02.735	52.316	54.032							
<b>(33) Дмитрий ДУДАРЕВ</b>													
1	9:37:03.760				52.999	54.863							
2	9:39:53.507	2:49.747		02.374	52.089	55.284							
3	9:42:44.363	2:50.856	+1.109	03.987	52.177	54.692							
4	9:45:33.333	2:48.970	-1.886	02.752	52.211	54.007							
5	9:48:22.703	2:49.370	+0.400	02.311	52.112	54.947							
6	9:51:11.808	2:49.105	-0.265	02.291	51.956	54.858							
7	9:54:02.696	2:50.888	+1.783	02.732	52.447	55.709							
8	9:56:54.006	2:51.310	+0.422	03.443	52.554	55.313							
9	9:59:45.375	2:51.369	+0.059	02.643	54.357	54.369							
<b>(90) Артем АНТОНОВ</b>													
1	9:37:12.573				52.710	54.418							
2	9:40:03.928	2:51.355		04.302	52.352	54.701							
3	9:42:54.484	2:50.556	-0.799	04.081	51.945	54.530							
4	9:45:44.906	2:50.422	-0.134	04.025	51.993	54.404							
5	9:48:35.865	2:50.959	+0.537	04.159	51.960	54.840							
6	9:51:28.009	2:52.144	+1.185	04.209	52.453	55.482							
7	9:54:19.607	2:51.598	-0.546	04.279	52.513	54.806							
8	9:57:10.684	2:51.077	-0.521	04.074	52.217	54.786							
9	10:00:01.439	2:50.755	-0.322	04.081	52.062	54.612							
<b>(95) Михаил ГРАЧЁВ</b>													
1	9:36:59.063				51.939	55.056							
2	9:39:49.578	2:50.515		02.244	52.902	55.369							
3	9:42:38.586	2:49.008	-1.507	02.633	51.786	54.589							
4	9:45:27.250	2:48.664	-0.344	01.938	51.822	54.904							
<b>(10) Станислав НОВИКОВ</b>													
1	9:36:59.671				52.204	54.654							
p2	9:40:48.501	3:48.830		15.531	1:13.136								

Orbits

Главный хронометрист

Толмачев Денис (Мос.обл) 1К лиц. №В21-1180

www.mylaps.com

Напечатано: 31.10.2021 11:02:37



Лицензия на: Best Timing  
AUTOSPORT.COM.RU  
Страница 3/3